	UNIDAD EDUCATIVA "SAGRADO CORAZÓN DE JESÚS" HERMANAS BETHLEMITAS COMPONENTE DE GESTIÓN PEDAGÓGICA	CODIGO: NC VIGENCIA: 13-03-2020 VERSIÓN 1 Página 1 de 5
	INSTRUMENTO DE APOYO PEDAGÓGICO	

SUBJECT:	English	COURSE:	2 BGU	
TEACHER:	Lic Anita Mendoza	CLASS:	A- B	
STUDENT:		DATE:		

INSTRUCTIONS:

- ✓ **El docente de la asignatura debe enviar el enlace de Zoom el día anterior a la clase al Docente Tutor**
- ✓ Complete the following activity in your **NOTEBOOK**.
- ✓ If you don't have your **NOTEBOOK**, do these activities in another **SHEET OF PAPER**.

S: Uses new words and expressions which occur in conversations in the personal and educational domains, and make use of such terms and expressions wherever appropriate and necessary.

A.I: Understand the grammar using some exercises.


Objetivo,. Los estudiantes comprenderán que la decisión y participación colectiva adoptadas por la familia y la comunidad contribuyen la seguridad, el bienestar de una sociedad a partir de las decisiones democráticas, y la información y comunicación asertiva..	Valor.- Empatía, solidaridad, tolerancia, manejo de tensiones y emociones, toma de decisiones
--	---

ACTIVITIES	RESOURCES
Vocabulary and speaking	Activity N°1 Student book page 56
Reading	Activity N°2 Student book page 56, 57
Discuss	Activity N° 3 Student book page 57
Take a photo of your work and send to this e-mail: <ul style="list-style-type: none"> • anitamendozasoria@gmail.com 	e-mail address, internet.
Complete the platform about this topic in: https://www.cambridgelms.org/main	Cambridge platform.



ACTIVITY N° 1

1.- Speaking practice



READING


- 1 **SPEAKING** Work in pairs.
Discuss these questions.

READING

- 1 **SPEAKING** Work in pairs.
Discuss these questions.



- 1 What magicians can you name?
 - 2 What magic tricks have you seen?
 - 3 Can you do any tricks yourself? What are they?
-

	UNIDAD EDUCATIVA "SAGRADO CORAZÓN DE JESÚS" HERMANAS BETHLEMITAS COMPONENTE DE GESTIÓN PEDAGÓGICA	CODIGO: NC VIGENCIA: 13-03-2020 VERSIÓN 1 Página 3 de 5
	INSTRUMENTO DE APOYO PEDAGÓGICO	

ACTIVITY N° 2

2. Reading review

The man who walks on air

One Saturday afternoon in June, in the busy streets of central London, something strange happened. A man was seen apparently floating beside a London bus as it drove around town. One of his arms was stretched out and was attached to the roof of the bus. This arm appeared to be the only thing supporting the rest of his body. The man waved to the crowds with his other hand and moved his legs. [1] ____ How was it possible? It turned out to be the latest illusion from Dynamo, one of the world's most thrilling illusionists and the star of his own TV show, *Dynamo: Magician Impossible*.

[2] ____ Two years earlier, tourists walking by the River Thames were a little concerned to see a young man go down some steps to the edge of the freezing cold river and look thoughtfully across to the other side. [3] ____ More and more people gathered on the bridge to see what was going on. And then, to their complete disbelief, he lifted up his foot and stepped onto the water. He didn't sink! Then he took another step, and another, and another.

[4] ____ A few minutes later, when the man was a quarter of the way across the river, a police boat arrived. The man was pulled into the boat and they sped away,

leaving a huge crowd of amazed spectators. Of course, hundreds of photos were taken by onlookers, and the next day newspapers were full of the fascinating story.


Dynamo is the stage name of Stephen Frayne, who was born in the northern English town of Bradford. [5] ____ As a child, Stephen visited New Orleans and saw street magicians for the first time. It was then that Stephen knew he wanted to be a magician when he grew up. He started off learning card tricks and later combined them with a little breakdancing to create an original act. He was soon making a name for himself.

[6] ____ A TV show quickly followed and featured celebrities including Dizzee Rascal, Ms. Dynamite, Will Smith, and One Direction. As his famous guests watched, Dynamo performed tricks like turning a five-pound note into £20 and turning paper butterflies into real ones. But what everyone wants to know now is, after walking on air and walking on water, what is he going to do next?


So how is it done?

Most people agree that the bus illusion involves a fake arm with a metal pole running through it. This arm is attached to the bus and is used to support Dynamo's body. The walking on water illusion is more difficult to explain. Some people think he walks on glass boards that are put in the water before. Others say he's attached by invisible ropes to camouflaged helicopters that fly high above. What do you think?



	UNIDAD EDUCATIVA "SAGRADO CORAZÓN DE JESÚS" HERMANAS BETHLEMITAS COMPONENTE DE GESTIÓN PEDAGÓGICA	CODIGO: NC VIGENCIA: 13-03-2020 VERSIÓN 1 Página 4 de 5
	INSTRUMENTO DE APOYO PEDAGÓGICO	

2 Read and listen to the article about Dynamo.
Which four of his tricks does it mention?

3  1.38 Read the article again and match sentences a–g with spaces 1–6. There's one extra sentence. Then listen and check.




- a He won a few local and national Magic Circle championships.
- b This wasn't the first time Dynamo had amazed the people of London.
- c The man was walking on water!
- d Was he going to throw himself in?
- e His grandfather was a talented amateur magician and taught Stephen many of his tricks.
- f Dynamo refuses to tell anyone how he does his tricks.
- g Was he really walking on air?

ACTIVITY N° 3

SPEAKING

Work in pairs. Discuss these questions.

- 1 How do you think Dynamo walked on water?
- 2 Why do you think people enjoy magic tricks so much?

DONE:	SIGNATURE:	REVISED	APPROVED:
Lic. Anita Mendoza			
	Profesora encargada	Lic. Cristina Tapia AREA COORDINATOR	Lic. Fernanda Zumba VICEPRINCIPAL



UNIDAD EDUCATIVA "SAGRADO CORAZÓN DE JESÚS"
HERMANAS BETHLEMITAS
COMPONENTE DE GESTIÓN PEDAGÓGICA

INSTRUMENTO DE APOYO PEDAGÓGICO

CODIGO:
NC
VIGENCIA:
13-03-2020
VERSIÓN 1
Página 5 de 5