	UNIDAD EDUCATIVA "SAGRADO CORAZÓN DE JESÚS" HERMANAS BETHLEMITAS COMPONENTE DE GESTIÓN PEDAGÓGICA	CODIGO: NC VIGENCIA: 13-03-2020 VERSIÓN 1 Página 1 de 3
	ACTIVIDADES PEDAGÓGICAS	

SUBJECT:	English	GRADE:	Eighth	
TEACHER:	Lic. Evelyn Analuisa Lic. Karla Flores	CLASS:	A- B-C	
STUDENT:		DATE:		

INSTRUCTIONS:

- ✓ **El docente de la asignatura debe enviar el enlace de Zoom el día anterior a la clase.**
- ✓ The students have to work guided by the teacher to complete each exercise.
- ✓ Take a photo of the activities and send to the email:
 8th "A-B": Karla Flores: teacherkarla91@gmail.com
 8th "C": Evelyn Analuisa: amypepeiker1989@gmail.com

S: Write about parts and furniture of the house.

A.I: Write isolated phrases and sentences for simple informational texts such as labels, messages, forms, cards, etc. by using basic appropriate punctuation marks (i.e. commas and periods).

OBJETIVO.- Los estudiantes comprenderán que la visión del mundo cambia constantemente en función de los aportes de historiadores, investigadores, científicos y otros personajes que han comunicado sus descubrimientos y teorías a la sociedad en general con el uso de lenguaje apropiado

VALOR.- Responsabilidad, solución de problemas y conflictos, pensamiento crítico

ACTIVITIES	RESOURCES
Wednesday, May 20th, 2020 Friday, May 22nd, 2020 <ul style="list-style-type: none"> • Atten to classes by zoom in the corresponding schedule. 	8th A: https://us04web.zoom.us/j/72438617071?pwd=dnI2K0tDeGRKeE83ZnFZUzBpdmxjZz09 ID de reunión: 724 3861 7071 Contraseña: 5ewJKU 8th B: https://us04web.zoom.us/j/79219665623?pwd=eXgxdS81R2t2M3VCUHFVdHZ5akJpQT09 ID de reunión: 792 1966 5623 Contraseña: 0tt9T0



	<p>8th C: https://us04web.zoom.us/j/73716112362?pwd=N0ZqUWxWYjVEMTI3bDU0Y3JhMIN3QT09</p>
<ul style="list-style-type: none"> Describe some pictures 	APPENDIX 1
<ul style="list-style-type: none"> Listen to four people talking about their home and answer the questions. 	APPENDIX 1 American think 1: Student's book page 51; task 2-3.
<ul style="list-style-type: none"> Explain the uses of MODIFIERS and complete the rules. 	APPENDIX 2 American think 1: Student's book page 51; grammar task 1
<ul style="list-style-type: none"> Write sentences using MODIFIERS. 	ACTIVITY 1 American think 1: Student's book page 51; grammar task 2

APPENDIX 1

LISTENING

1 **SPEAKING** Work in pairs. Describe the pictures.

1 _____

2 _____

3 _____

4 _____

2 **01.51** Listen to four people talking about "home." Write the names under the correct pictures.
Carlos | Marta | Jacob | Emma

3 **01.51** Listen again. Complete the table with the missing information.

	Where's home for you?	What I like doing there
Emma	Home is where I feel ¹ _____.	2. _____
Jacob	Somewhere ³ _____.	4. _____
Marta	Our ⁵ _____ kitchen.	6. _____
Carlos	My ⁷ _____.	8. _____



APPENDIX 2

Modifiers: *very, really, pretty*

1 Write the name of the person from Exercise 3 who says these things. Then underline the words before the adjectives and complete the rule.

- 1 I feel really happy there. _____
- 2 Our kitchen is pretty small. _____
- 3 The chair is very comfortable. _____

RULE: We use the words *very, really, and pretty* to say more about an adjective.

- The words *very* and ¹ _____ are used to make an adjective stronger.
- The word ² _____ usually means "a little."

ACTIVITY N°1







WRITE SENTENCES USING MODIFIERS ABOUT THEMSELVES.

1. Kitchen-big/small:

2. Bedroom- clean/ messy:

3. Sofa- comfortable/ uncomfortable:

4. Home- busy/ quiet:

DONE:	SIGNATURE:	REVISED	APPROVED:
Lic. Karla Flores		 	 
Lic. Evelyn Analuisa		Lic. Cristina Tapia AREA COORDINATOR	Lic. Fernanda Zumba VICEPRINCIPAL