



UNIDAD EDUCATIVA "SAGRADO CORAZÓN DE JESÚS"  
HERMANAS BETHLEMITAS  
COMPONENTE DE GESTIÓN PEDAGÓGICA

INSTRUMENTO DE APOYO PEDAGÓGICO

CODIGO:  
NC  
VIGENCIA:  
13-03-2020  
VERSIÓN 1  
Página 1 de 5

SUBJECT:	English	GRADE:	Sixth
TEACHER:	Lic. Verónica Cumbal Lic. Deisi Pérez	CLASS:	A - B - C
STUDENT:		DATE:	

### Instructions:

- The subject's teacher has to send the link of ZOOM class to the tutor a day before.
- The students have to work guided by the teacher to complete each exercise.
- Complete the activities below in your BOOK.
- If the students don't have their **BOOK**, they have to do these activities in a **SHEET OF PAPER**.
- Take a photo of the activities and send to your teacher's email.

S: Receive and give directions.

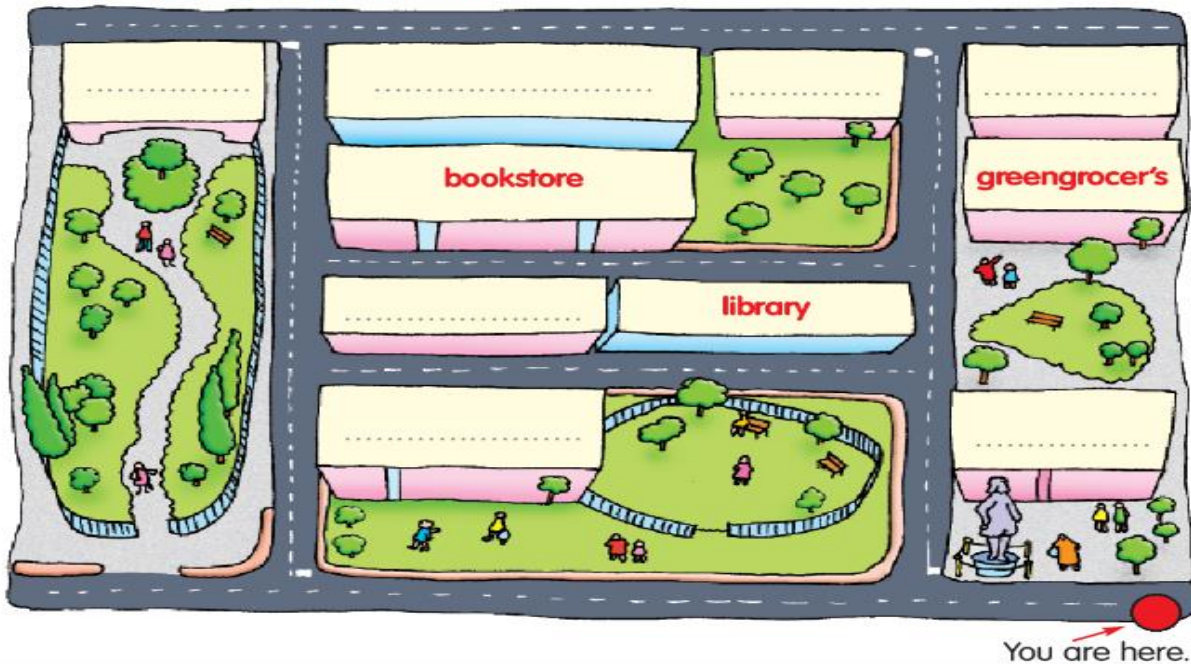
A.I: Identifies the directions to find the different places in a map.

ACTIVITIES	RESOURCES
Repeat and pronounce correctly the direction's words.	Power presentation of your teacher.
Read the directions. Write the names of the places and trace the route.	<b>Activity 1</b> Supermagic 5, Student's book page 83.
Read and match. Then listen and check.	<b>Activity 2</b> Supermagic 5, Student's book page 85.
Look at the pictures and do the crossword.	<b>Activity 3</b> Crossword Supermagic 5, student's book page 82. Activity 1
Take a photo of your work and send to this e-mail: <ul style="list-style-type: none"><li>• <b>6TH "A, B":</b> <a href="mailto:veronica.funenglish.edu@gmail.com">veronica.funenglish.edu@gmail.com</a></li><li>• <b>6TH "C"</b> <a href="mailto:teacherdeisi30@gmail.com">teacherdeisi30@gmail.com</a></li></ul>	E-mail address, internet.
Complete the <b>platform</b> <a href="https://www.littlebridge.com/getting-started-1/">https://www.littlebridge.com/getting-started-1/</a>	<b>LITTLE BRIGDE</b> platform. COPA 5, CAJÓN 7



ACTIVITY N° 1

2 Read the directions. Write the names of the places and trace the route.



Go straight to the statue, then turn right.

The church is on your right. Turn left. On your right you'll see the library;  
the supermarket is next to the library.

The swimming pool is opposite the supermarket.

Turn right and go straight.

The bookstore is on your right and then there is the school.

A large park is on your left.

Turn right at the school. Go straight. The bus stop is on your right. Turn right.

The post office is on your left and next to the post office there is the greengrocer's.



## ACTIVITY N° 2

2 Read and match. Then listen and check.



You must turn right.

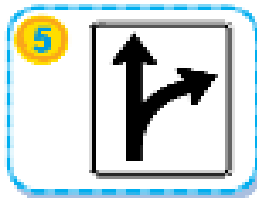


You must turn left.

You must go straight.



You can't turn right.



You can't turn left.

You can't go here.



Bicycles only.


Bicycles are not allowed.



Pedestrian area.



Yield to traffic.

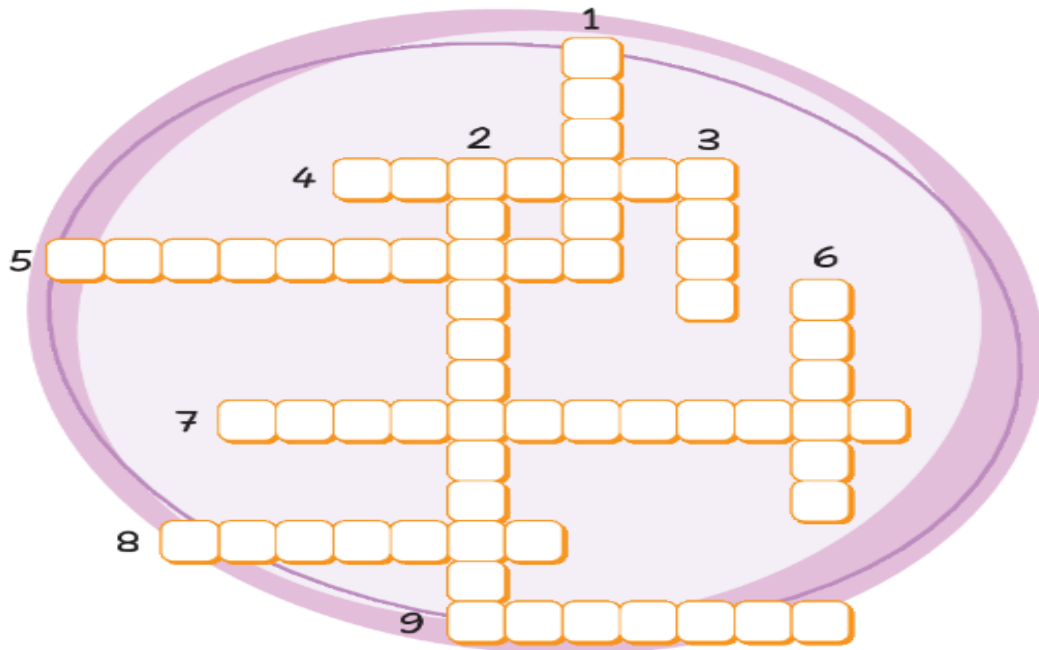




### ACTIVITY N° 3



1 Look at the pictures and do the crossword.








UNIDAD EDUCATIVA "SAGRADO CORAZÓN DE JESÚS"  
HERMANAS BETHLEMITAS  
COMPONENTE DE GESTIÓN PEDAGÓGICA

INSTRUMENTO DE APOYO PEDAGÓGICO

CODIGO:  
NC  
VIGENCIA:  
13-03-2020  
VERSIÓN 1  
Página 5 de 5

Done by :	Signature:	Reviewed by:	Aproved by:
Lic. Verónica Cumbal		 Lic. Cristina Tapia AREA COORDINATOR	 Lic. Fernanda Zumba VICERRECTORA
Lic. Deisi Pérez	