	UNIDAD EDUCATIVA "SAGRADO CORAZÓN DE JESÚS" HERMANAS BETHLEMITAS COMPONENTE DE GESTIÓN PEDAGÓGICA	CODIGO: NC VIGENCIA: 13-03-2020 VERSIÓN 1 Página 1 de 4
	INSTRUMENTO DE APOYO PEDAGÓGICO	

SUBJECT:	English	COURSE:	FIRST BGU
TEACHER:	Lic. Karla Flores	CLASS:	A- B - C
STUDENT'S NAME:		DATE:	

### INSTRUCTIONS:

- ✓ **El docente de la asignatura debe enviar el enlace de Zoom el día anterior a la clase al Docente Tutor.**
- ✓ Complete the following activity in your **NOTEBOOK**.
- ✓ If you don't have your **NOTEBOOK**, do these activities in another **SHEET OF PAPER**.

**S:** Talk about fun, more verbs and expressions in the articles.

**A.I:** Write about everyday aspects of their environment, e.g. people, places, a job, or study experience in linked sentences.

ACTIVITIES	RESOURCES
Complete the chart about personality adjectives and words with make.	Activity N°1
Complete exercises 1 and 2 from the grammar part.	Student book page 104, (If students <b>don't have</b> the boo, Activity N° 2)
Take a photo of your work and send to this e-mail address:  teacherkarla91@gmail.com	e-mail address, internet.
Complete the <b>platform</b> about this topic in:  <a href="https://www.cambridgelms.org/main">https://www.cambridgelms.org/main</a>	Cambridge platform.

### ACTIVITY N° 1

**1.- COMPLETE THIS CHART ABOUT PERSONALITY ADJECTIVES AND WORDS WITH MAKE (LOOK AT THE EXAMPLE).**



UNIDAD EDUCATIVA "SAGRADO CORAZÓN DE JESÚS"  
HERMANAS BETHLEMITAS  
COMPONENTE DE GESTIÓN PEDAGÓGICA

INSTRUMENTO DE APOYO PEDAGÓGICO

CODIGO:  
NC  
VIGENCIA:  
13-03-2020  
VERSIÓN 1  
Página 2 de 4

PICTURE	ENGLISH	SPANISH	SENTENCE
1. 	<ul style="list-style-type: none"> <li>• Talented</li> <li>• Talented</li> <li>• Talented</li> <li>• Talented</li> </ul>	<ul style="list-style-type: none"> <li>• Talentoso</li> <li>• Talentoso</li> <li>• Talentoso</li> <li>• Talentoso</li> </ul>	<ul style="list-style-type: none"> <li>• He said me (that) Diana was <b>talented</b>.</li> </ul>
2.	<ul style="list-style-type: none"> <li>• <b>Intelligent</b></li> <li>•</li> <li>•</li> <li>•</li> </ul>	<ul style="list-style-type: none"> <li>•</li> <li>•</li> <li>•</li> <li>•</li> </ul>	<ul style="list-style-type: none"> <li>•</li> </ul>
3.	<ul style="list-style-type: none"> <li>• <b>Confident</b></li> <li>•</li> <li>•</li> <li>•</li> </ul>	<ul style="list-style-type: none"> <li>•</li> <li>•</li> <li>•</li> <li>•</li> </ul>	<ul style="list-style-type: none"> <li>•</li> </ul>
4.	<ul style="list-style-type: none"> <li>• <b>Charming</b></li> <li>•</li> <li>•</li> <li>•</li> </ul>	<ul style="list-style-type: none"> <li>•</li> <li>•</li> <li>•</li> <li>•</li> </ul>	<ul style="list-style-type: none"> <li>•</li> </ul>
5.	<ul style="list-style-type: none"> <li>• <b>Adventurous</b></li> <li>•</li> <li>•</li> <li>•</li> </ul>	<ul style="list-style-type: none"> <li>•</li> <li>•</li> <li>•</li> <li>•</li> </ul>	<ul style="list-style-type: none"> <li>•</li> </ul>
6.	<ul style="list-style-type: none"> <li>• <b>Warm</b></li> <li>•</li> <li>•</li> <li>•</li> </ul>	<ul style="list-style-type: none"> <li>•</li> <li>•</li> <li>•</li> <li>•</li> </ul>	<ul style="list-style-type: none"> <li>•</li> </ul>




UNIDAD EDUCATIVA "SAGRADO CORAZÓN DE JESÚS"  
HERMANAS BETHLEMITAS  
COMPONENTE DE GESTIÓN PEDAGÓGICA

INSTRUMENTO DE APOYO PEDAGÓGICO

CODIGO:  
NC  
VIGENCIA:  
13-03-2020  
VERSIÓN 1  
Página 3 de 4

7.	<ul style="list-style-type: none"><li>• <b>Make fun of</b></li><li>•</li><li>•</li><li>•</li></ul>	<ul style="list-style-type: none"><li>•</li><li>•</li><li>•</li><li>•</li></ul>	<ul style="list-style-type: none"><li>•</li></ul>
8.	<ul style="list-style-type: none"><li>• <b>Make friends</b></li><li>•</li><li>•</li><li>•</li></ul>	<ul style="list-style-type: none"><li>•</li><li>•</li><li>•</li><li>•</li></ul>	<ul style="list-style-type: none"><li>•</li></ul>
9.	<ul style="list-style-type: none"><li>• <b>Make (someone) angry</b></li><li>•</li><li>•</li><li>•</li></ul>	<ul style="list-style-type: none"><li>•</li><li>•</li><li>•</li><li>•</li></ul>	<ul style="list-style-type: none"><li>•</li></ul>
10	<ul style="list-style-type: none"><li>• <b>Make up</b></li><li>•</li><li>•</li><li>•</li></ul>	<ul style="list-style-type: none"><li>•</li><li>•</li><li>•</li><li>•</li></ul>	<ul style="list-style-type: none"><li>•</li></ul>
11.	<ul style="list-style-type: none"><li>• <b>Make sure</b></li><li>•</li><li>•</li><li>•</li></ul>	<ul style="list-style-type: none"><li>•</li><li>•</li><li>•</li><li>•</li></ul>	<ul style="list-style-type: none"><li>•</li></ul>
12.	<ul style="list-style-type: none"><li>• <b>Make a difference</b></li><li>•</li><li>•</li><li>•</li></ul>	<ul style="list-style-type: none"><li>•</li><li>•</li><li>•</li><li>•</li></ul>	<ul style="list-style-type: none"><li>•</li></ul>

	UNIDAD EDUCATIVA "SAGRADO CORAZÓN DE JESÚS" HERMANAS BETHLEMITAS COMPONENTE DE GESTIÓN PEDAGÓGICA	CODIGO: NC VIGENCIA: 13-03-2020 VERSIÓN 1 Página 4 de 4
	INSTRUMENTO DE APOYO PEDAGÓGICO	

## ACTIVITY N° 2

### 2.- COMPLETE THESE EXERCISES. STUDENT BOOK (PAGE 104)

#### GRAMMAR

#### Reported statements

**1** Look at the article on pages 102–103 again. How are these statements reported? Write down how the underlined words change. Then use the example sentences to complete the rules.

- 0 Swiss farmers are enjoying a really good year for their spaghetti crop. were enjoying
- 1 Penguins can fly. \_\_\_\_\_
- 2 A cameraman saw this happen at the South Pole. \_\_\_\_\_
- 3 He is lost somewhere in the middle of the British countryside. \_\_\_\_\_
- 4 Edison has invented a food machine. \_\_\_\_\_
- 5 It is going to sell a hamburger for left-handed people. \_\_\_\_\_
- 6 It will be easier for left-handed people to eat. \_\_\_\_\_






**2** Complete the sentences with *said* or *told*.

- 0 My dad told me that he wanted me to clean my room.
- 1 The teacher \_\_\_\_\_ us that we could go home early.
- 2 I \_\_\_\_\_ that I was going to call you when I got home.
- 3 The weatherman \_\_\_\_\_ that it would be sunny later.
- 4 She \_\_\_\_\_ him that she hadn't forgotten his birthday.
- 5 They \_\_\_\_\_ that they were visiting their grandparents on Saturday.
- 6 He \_\_\_\_\_ that he had left the books at the front desk for me.
- 7 Dad \_\_\_\_\_ us that we could stay at the party until eleven.
- 8 He \_\_\_\_\_ that someone was following him, but I \_\_\_\_\_ him he was imagining it.

**RULE:** When we report what people say, we often change the verb tenses:

- simple present → <sup>0</sup> simple past
- present continuous → <sup>1</sup> \_\_\_\_\_
- simple past → <sup>2</sup> \_\_\_\_\_
- present perfect → <sup>3</sup> \_\_\_\_\_
- *am/is/are going to* → <sup>4</sup> \_\_\_\_\_
- *can/can't* → <sup>5</sup> \_\_\_\_\_
- *will/won't* → <sup>6</sup> \_\_\_\_\_

We often use the verbs *say* and *tell* to report. After *tell*, use an object (*me, her, them, etc.*). After *say*, don't use an object.

DONE:	SIGNATURE:	REVISED	APPROVED:
Lic. Karla Flores		  Lic. Cristina Tapia AREA COORDINATOR	  Lic. Fernanda Zumba VICEPRINCIPAL