	UNIDAD EDUCATIVA "SAGRADO CORAZÓN DE JESÚS" HERMANAS BETHLEMITAS COMPONENTE DE GESTIÓN PEDAGÓGICA	CODIGO: NC VIGENCIA: 13-03-2020 VERSIÓN 1 Página 1 de 2
	INSTRUMENTO DE APOYO PEDAGÓGICO	


SUBJECT:	English	COURSE:	FIRST BGU
TEACHER:	Lic. Karla Flores	CLASS:	A- B - C
STUDENT'S NAME:		DATE:	


Instructions:

- ✓ Watch the video posted on: www.englishareaquito.jimdo.com
- ✓ Complete the activities below in your notebook (if you don't have your notebook at home please do it on another sheet of paper).
- ✓ Take a photo of your work and send to this e-mail: teacherkarla91@gmail.com
- ✓ Complete the platform about this topic. www.cambridgelms.org/main

ACTIVITIES

1.- REPEAT THE FOLLOWING PHRASES (ENGLISH-SPANISH) AND DRAW OR PASTE A PICTURE.

PICTURE	ENGLISH	SPANISH
	<ul style="list-style-type: none"> • They played a joke on him. • They played a joke on him. • They played a joke on him. • They played a joke on him. 	<ul style="list-style-type: none"> • Ellos le jugaron una broma a él. • Ellos le jugaron una broma a él. • Ellos le jugaron una broma a él. • Ellos le jugaron una broma a él.
	<ul style="list-style-type: none"> • My dad's great at telling jokes. • • • 	<ul style="list-style-type: none"> • • • •
	<ul style="list-style-type: none"> • They were having a lot of fun. • • • 	<ul style="list-style-type: none"> • • • •
	<ul style="list-style-type: none"> • He thinks the joke is hilarious. • • • 	<ul style="list-style-type: none"> • • • •
	<ul style="list-style-type: none"> • Why are they laughing at me? • • • 	<ul style="list-style-type: none"> • • • •




	UNIDAD EDUCATIVA "SAGRADO CORAZÓN DE JESÚS" HERMANAS BETHLEMITAS COMPONENTE DE GESTIÓN PEDAGÓGICA	CODIGO: NC VIGENCIA: 13-03-2020 VERSIÓN 1 Página 2 de 2
	INSTRUMENTO DE APOYO PEDAGÓGICO	

	<ul style="list-style-type: none"> • His friends laughed, but he didn't get the joke. • • • • 	<ul style="list-style-type: none"> • • • •
	<ul style="list-style-type: none"> • Stop making fun of me. • • • • 	<ul style="list-style-type: none"> • • • •
	<ul style="list-style-type: none"> • What a funny hat! • • • • 	<ul style="list-style-type: none"> • • • •

2.- READ SENTENCES 1-8 AND THINK OF A SENTENCE TO FOLLOW EACH ONE TO EXPLAIN THE MEANING IF THE WORDS IN ITALICS.

- 1 The party was *fun*.
- 2 I love Steve. He's *hilarious*.
- 3 Why is everyone *laughing* at me?
- 4 I don't get that *joke*.
- 5 We *played a joke* on him.
- 6 I'm terrible at *telling jokes*.
- 7 I'm not sure she liked you *making fun* of her.
- 8 That's not *funny* at all.

- a Did I say something silly?
- b I always forget the endings.
- c She seems pretty upset.
- d We had a really great time.
- e Please don't do it again.
- f I mean he's really, really funny.
- g But I'm not sure he thought it was funny.
- h Can someone explain it to me?

DONE:	SIGNATURE:	REVISED	APPROVED:
Lic. Karla Flores		 _____ Lic. Cristina Tapia AREA COORDINATOR	 Lic. Fernanda Zumba VICEPRINCIPAL